

## COMMANDO PLUS

WATTAGE & CCT SELECTABLE HIGH BAYS



Commando Plus is the latest generation of the popular Commando high range. Suitable for any high mounting application, Commando Plus features both selectable wattage and selectable colour appearance, offering maximum flexibility from just two products. The range delivers excellent efficacy of 140lm/W and is fully dimmable 0-10V for detailed control. Accessories include plug in microwave sensors that are easily set up using a simple hand held remote control.

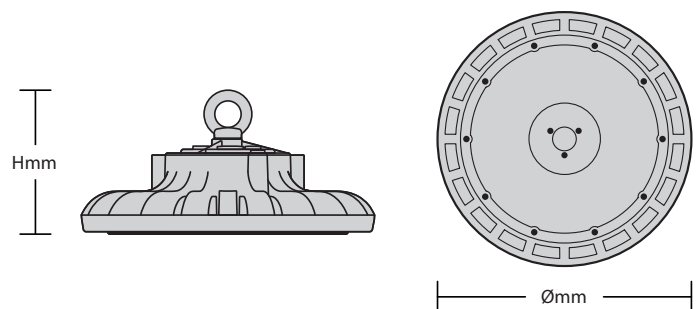
### Features

- High efficacy 140lm/W as standard
- Wattage and CCT selectable for optimum versatility
- Quick and simple plug in microwave movement detectors, with remote control set up
- 110 degree beam angle as standard – optional 90 degree lens
- Wide range of refractor and reflector accessories
- High output self test emergency kit option

### Specification

|                             |                                                                          |
|-----------------------------|--------------------------------------------------------------------------|
| <b>Material:</b>            | Body: Aluminium<br>Lens: Polycarbonate                                   |
| <b>Colour Temperature:</b>  | 4000K 5200K 6500K Selectable                                             |
| <b>Colour Finish:</b>       | Black                                                                    |
| <b>CRI:</b>                 | Ra>80                                                                    |
| <b>LED Lifetime:</b>        | 150W L70B50 145,000 Hrs @ Ta = 50C<br>200W L70B50 162,000 Hrs @ Ta = 50C |
| <b>IP Rating:</b>           | IP65                                                                     |
| <b>IK Rating:</b>           | IK08                                                                     |
| <b>Working Temperature:</b> | -40°C to 50°C                                                            |
| <b>Power Factor:</b>        | 0.95                                                                     |
| <b>Electrical Class:</b>    | Class I                                                                  |
| <b>Guarantee:</b>           | 5 Years                                                                  |

### Dimensions



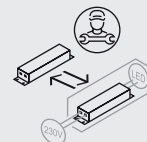
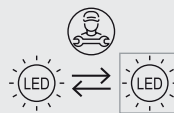
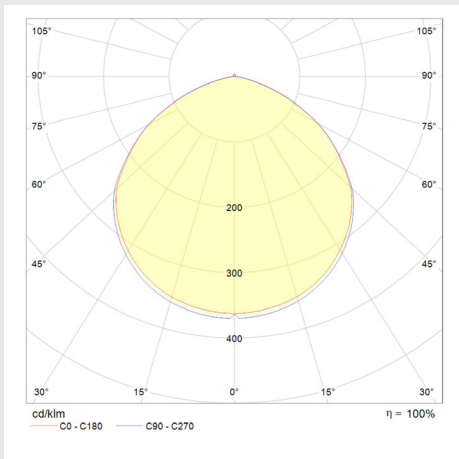
| Product Code | Dimensions        |
|--------------|-------------------|
| COM150-CCT   | Ø: 276 x D: 134mm |
| COM200-CCT   | Ø: 316 x D: 134mm |

| Product Code      | Description                                 | Wattage              | Colour Temperature      | Lumen Output                     | Efficacy | Net Weight (kg) | Barcodes      |
|-------------------|---------------------------------------------|----------------------|-------------------------|----------------------------------|----------|-----------------|---------------|
| COM150-CCT        | Commando Plus High Bay 100-150W             | 100W<br>125W<br>150W | 4000K<br>5200K<br>6500K | 14000 lm<br>17500 lm<br>21000 lm | 140 lm/W | 2.3             | 5055807625067 |
| COM200-CCT        | Commando Plus High Bay 120-200W             | 120W<br>150W<br>200W | 4000K<br>5200K<br>6500K | 16800 lm<br>21000 lm<br>28000 lm | 140 lm/W | 2.85            | 5055807625074 |
| COM150/LENS90     | COM150 Retrofit Lens 90° Beam               | -                    | -                       | -                                | -        | 0.16            | 5055807625104 |
| COM200/LENS90     | COM200 Retrofit Lens 90° Beam               | -                    | -                       | -                                | -        | 0.21            | 5055807625203 |
| COM/PR150         | COM150 Polycarbonate Refractor              | -                    | -                       | -                                | -        | 0.4             | 5055807625111 |
| COM/PL150         | COM150 Polycarbonate Refractor Lens         | -                    | -                       | -                                | -        | 0.34            | 5055807625128 |
| COM/PR200         | COM200 Polycarbonate Refractor              | -                    | -                       | -                                | -        | 0.8             | 5055807625135 |
| COM/PL200         | COM200 Polycarbonate Refractor Lens         | -                    | -                       | -                                | -        | 0.65            | 5055807625142 |
| COM/AL150         | COM150 Aluminium Reflector                  | -                    | -                       | -                                | -        | 0.27            | 5055807625159 |
| COM/AL200         | COM200 Aluminium Reflector                  | -                    | -                       | -                                | -        | 0.35            | 5055807625166 |
| COM/MB            | Commando Mounting U Bracket                 | -                    | -                       | -                                | -        | 0.39            | 5055807625173 |
| COM/MWS           | Commando Plug-In Microwave Sensor           | -                    | -                       | -                                | -        | 0.03            | 5055807625180 |
| COM/RC            | Commando Hand Held Remote Control           | -                    | -                       | -                                | -        | 0.08            | 5055807625197 |
| TITAN/COMKIT20/ST | Titan Commando Emergency Kit IP65 Self Test | 20W                  | -                       | -                                | -        | 1.42            | 5055807625241 |
| COM/SR            | COM High Bay Safety Wire Tether             | -                    | -                       | -                                | -        | -               | 5055807626552 |

Maximum Fittings Per Circuit

| Automatic Circuit Breaker Type: | B6  | B10 | B13 | B16 | B20 | C10 | C13 | C16 | C20 |
|---------------------------------|-----|-----|-----|-----|-----|-----|-----|-----|-----|
| Rated Current:                  | 6A  | 10A | 13A | 16A | 20A | 10A | 13A | 16A | 20A |
| Cable (mm):                     | 1.5 | 1.5 | 1.5 | 2.5 | 2.5 | 1.5 | 1.5 | 2.5 | 2.5 |
| COM150-CCT                      | 6   | 10  | 12  | 16  | 20  | 16  | 21  | 27  | 33  |
| COM200-CCT                      | 3   | 5   | 6   | 8   | 10  | 8   | 10  | 13  | 16  |

Light Distribution Curve



shop.lampsourceirl.com

**ENERGY**  
COMXXX-CCT

**100-200**  
kWh/1000h

2021 No. 1095